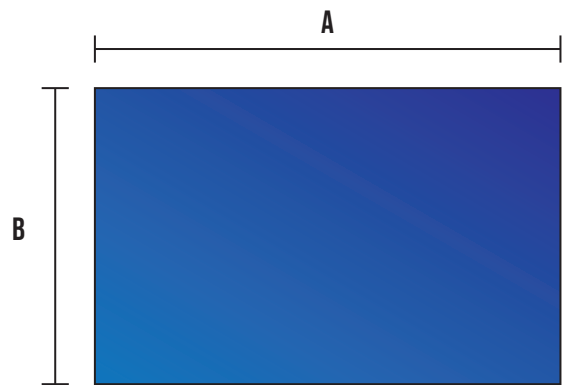


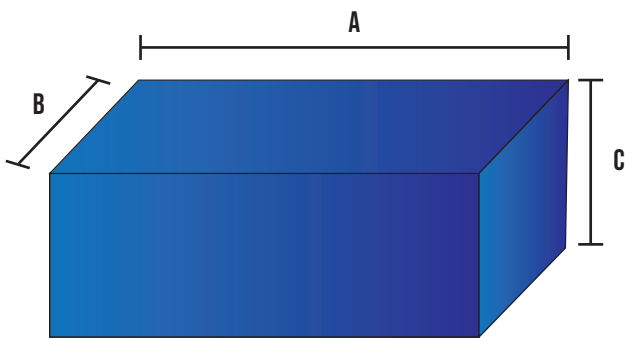
MEASURING GUIDE

This easy to follow guide will take you through the measurements we need from you to design your perfect cover.

FLAT COVER

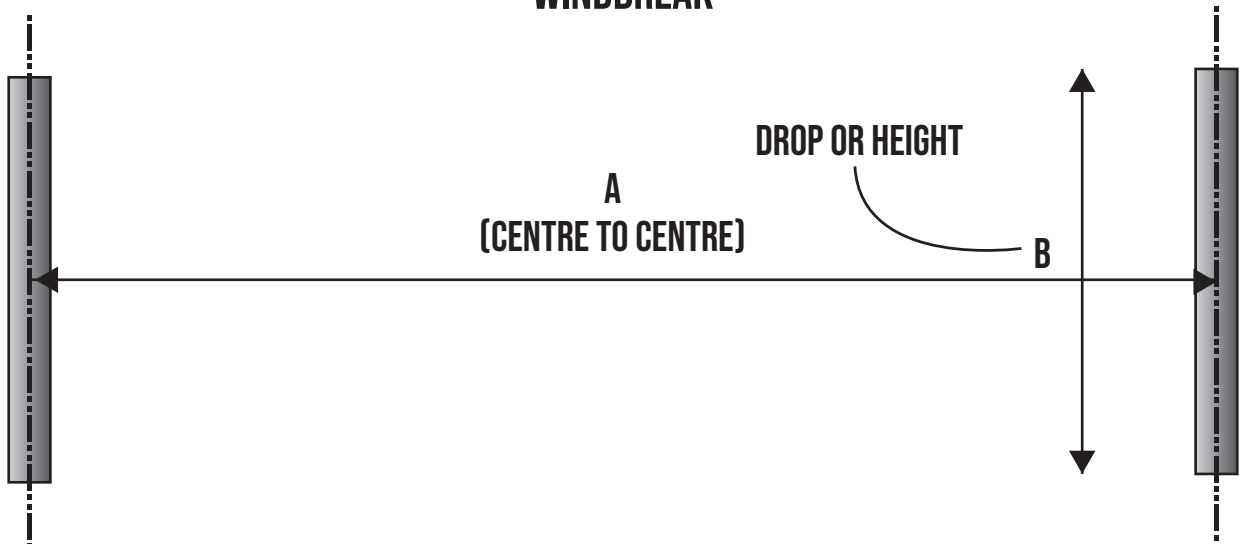


BOX COVER



Note: These are just the basics of measurements needed. Feel free to call us or email and we can help with your design. A sketch is also very helpful for us.


WINDBREAK



CURTAIN MEASURING GUIDE

STEPS

1. Measure the width of your frame from outside to outside (you can fill in the box if you want).
2. Measure the height of your frame.
3. If the roof has a pitch, measure both heights. When placing an order for pitched roof you must supply a file with a simple sketch or picture showing all dimensions.
4. Decide what layout you want for windows and zip doors.
5. Repeat for all curtains needed.
6. Now you can head to our store and input the information on our order form! For pitched roofs, input the higher value for height when ordering.



RESULT

- Premium Quality, weatherproof 600g PVC curtain.
- Hemmed all around for high durability.
- Large oval eyelets paired with turn-locks for secure fitting.
- Custom window and zip door layout. Single zip door and window shown here.

